

Prez Says from Bill Rains

The Club had its annual booth at the Yolo County Fair. For those of you who are not as familiar with this activity of the Club, it is a opportunity to meet the public, demonstrate our activities and attract new members. Individuals from the Club are in attendance demonstrating fly tying and answering questions from the fair goers. We promote the grade school fish-raising project and discuss conservation issues. One of the more satisfying activities is the sponsoring of a raffle in which kids between 8 and 14, can fill out a form and later a name is drawn and the winner receives a fly rod and reel as a prize. This year, due to a substantial discount from Kienes Fly Shop, we purchased two rods that will be given to two of the lucky winners. Again we appreciate the support given by Kienes to the club, particularly the support of youth activities. The overall intent is to educate the public on the importance of our natural resources and the joy of being part of the outdoors. This year the Club developed a very colorful poster board with pictures of the many activities of the Club through the year. Many thanks to those of you who contributed pictures and a great big thanks to Bob Percy who gathered the pictures put the board together and to Bob Zasoski who made it pretty and mobile. We expect to expand and update the board next year, so go fishing and take good pictures(assuming fish are caught).

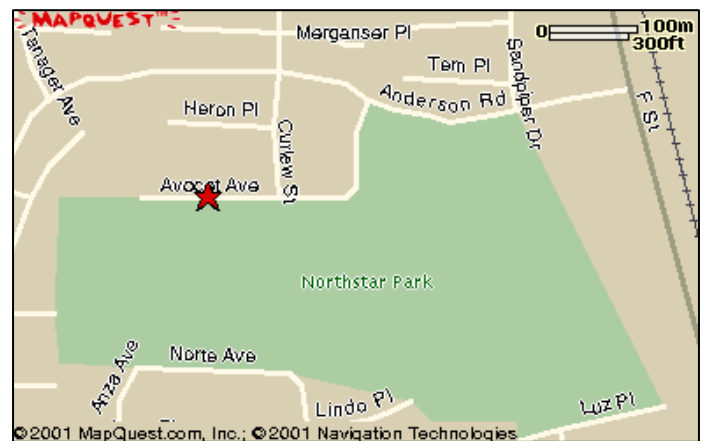
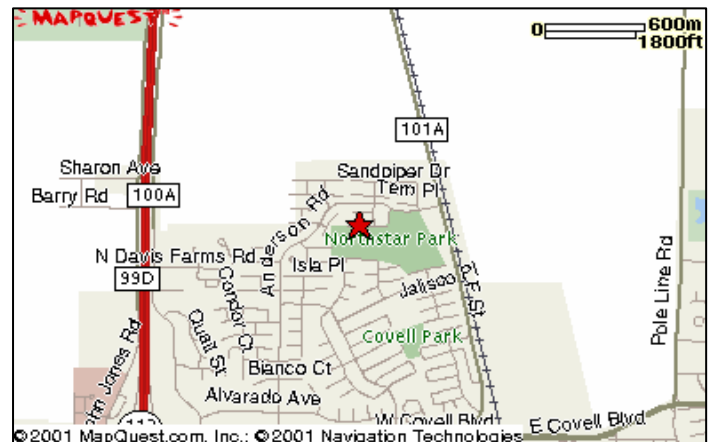
Yolo Fair Youth Drawing Wrap-UP

FFD again gave away two youth fly fishing starter outfits at the Yolo Fair. The winners were Brian Nadler of Woodland and Morgan Southard of Davis. We had overall 92 entrants. The winners will be invited to our meeting to receive their prizes.

**Meeting Location
DAVIS WASTE REMOVAL
Meeting Room- 2727 2nd Street, Davis**



**CASTING CLINIC
Northstar Park Pond
Avocet Drive, Davis**



2654 Marconi Avenue
Sacramento, California
Toll Free: 800/4000-FLY
Phone: 916/486-9958
Fax: 916/486-2611
www.kiene.com

Introducing Dr. Al Kyte



From FFF Club Wire

LIZ'S QUIZ

1. What technique could be used to set the hook immediately after a slack line cast, such as the pile or puddle cast?
 - a. Water strike
 - b. Slip strike
 - c. Strip strike
 - d. Butt strike
2. Maximum pressure will be exerted on a fish when the rod is positioned at a ____ angle to the fish and minimum pressure is exerted on a fish when the rod is moved to a ____ angle.
 - a. 45 degree, 90 degree
 - b. 90 degree, 45 degree

The drift move in the casting stroke should:

- a. Increase with short casts
- b. Increase the size of the casting stroke
- c. Always be in the forward direction
- d. Always be in the forward or upward direction

As you increase distance in a standard roll cast:

- a. Increase the length of line on the water in front of you
- b. Use a double haul
- c. Rotate the rod tip to your off shoulder
- d. Increase the loop or belly of line behind you

Answers: 1.(c); 2.(a); 3(b); 4.(d)

(by Liz Watson of the Northwest Women Flyfishers)

STEELHEAD FISHING

Three blondes are sitting by the side of a river holding fishing poles with the lines in the water. A Game Warden comes up behind them, taps them on the shoulder and says, "Excuse me, ladies, I'd like to see your fishing licenses." "We don't have any." replied the first blonde. "Well, if you're going to fish, you need fishing licenses." said the Game Warden. "But officer," replied the second blonde, "we aren't fishing. We all have magnets at the end of our lines and we're collecting debris off the bottom of the river." The Game Warden lifted up all the lines and, sure enough, there were horseshoe magnets tied on the end of each line. "Well, I know of no law against it," said the Game Warden, "take all the debris you want." And with that, the Game Warden left.

As soon as the Game Warden was out of sight, the three blondes started laughing hysterically. "What a dumb Fish Cop," the second blonde said to the other two, "doesn't he know that there are steelhead trout in this river?!"

Submitted by Lowell Ashbaugh

ROD BLANKS OPPORTUNITY

Up until a few years ago I owned and operated a small custom fly rod business; Wolfe Rod Co. I had hoped to resume my rod building activities, but that does not seem likely at this time. To make a long story short, I have a substantial inventory of SAGE and POWELL fly rod blanks for sale and I thought that selling them off directly to fly fishermen and individual rod builders would be a lot more personally satisfying than just liquidating to another commercial builder. These prices reflect my wholesale cost of about 10 years ago plus about 20% to cover shipping and a little profit. I don't think that you will ever see prices like this again. These are all factory first run blanks that I purchased directly from the factories. There are no "Seconds" or "Cosmetic Blems".

Sage RPL 2 pc 9 ft: weights 4,5,6,7,8 \$105.00
 Sage RPL 3 piece 9 foot: 12 weight \$120.00
 Sage RPL 4 pc 9 ft: weights 4,5,6,7,8 \$130.00
 Sage RP 2 pc 9 ft: weights 3,4,5,6,7,8, \$ 85.00
 Powell IM6 2 pc 9 ft: wt 3,4,5,6,7,8,9,12 \$75.00
 Powell IM6 2 piece 9½ foot: 6 weight \$ 80.00

Prices include shipping.

Jack M. Wolfe

1630 Cougar Trail * Prescott Arizona * 86303
 (520) 776-4177 jmwolfe@cableone.net



Fly Fishing Specialties

Phone 916-722-1055 Fax 916-722-1081
 6412 Tupulo Drive, Suite C, Citrus Heights, CA 95610
 (I-80 at Antelope West)
 Email: info@flyfishingspecialties.com

FLY PATTERN OF THE MONTH

Elk Hair Caddis

The Elk Hair Caddis originated with Al Troth and is a very popular and effective caddis imitation. It floats well and can be easily seen on the water. The fly may be tied in a variety of sizes and colors to match the local caddis adults. In the fall on Oregon's Deschutes river, a size 20 or 22 pale yellow version with bleached elk hair wing is very effective on the back eddies and flat water. Tying the elk hair caddis will expose you to hair stacking for the wing, dubbing a body and tying in a hair that has some flare.

ELK HAIR CADDIS

Hook: Dry fly hook either TDE or Ring eyed.

Body: Dubbed in color to match the local caddis.

Rib: Fine gold or silver wire counter wrapped over the hackle

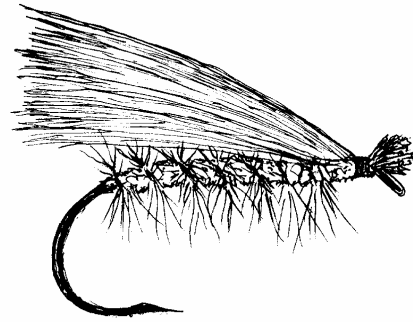
Hackle: Palmered in color to match the body

Wing: Stacked elk hair

Head: Butts of the wing trimmed close to give a stub

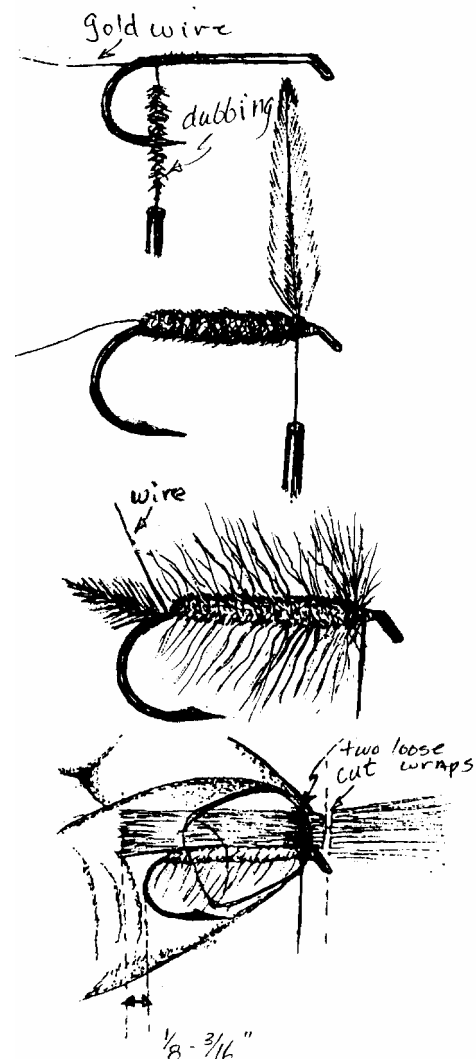
Tying Instructions: Attach the thread in the usual manner and dress the shank bringing the thread to the barb position. Tie in about six inches of fine gold wire and dub a body from the back position leaving about 1/16" by the eye. Taper a fairly heavy body making it larger at the front. At the head position, tie in a prepared hackle feather by its stem with the shiny side facing forward. Wrap the stem leaving about 1/8" between the start of the thread wraps and the eye. Palmer the hackle backward through the body and tie it off with the gold wire by wrapping the wire over the last turn of the hackle. Take two more turns around the hackle at the bend and spiral the wire forward between the hackle. Tie the wire off at the eye position. Select a small bunch of elk hair and remove the fine under-hair with a comb or your fingers. Even the ends by stacking in a hair stacker or with your fingers. Tie the hair on top of the hook shank with a loose loop and pinch technique taking a second wrap and then tighten. The tips extending backwards should be about 1/8 to 3/16" longer than the bend of the hook. The elk hair butts facing forward can either be trimmed and the fly finished by whip finishing in the collar area formed by tying down the elk hair, or the butts can be lifted up and the whip finish can be applied to the eye as usual. It may be easier to trim the butts of the elk hair to length before tying in the wing.

There are advantages and disadvantages to the various



ways of tying in the wing and finishing the head. Experiment. An alternative method to tying the fly is to tie in the tip of the hackle at

the barb position and palmer it in the normal fashion. With this technique it's harder to get the hackle to project toward the rear. Some tiers trim the hackle on the back and the bottom or just the bottom to let the fly ride in the surface film



Monthly Fly Tying Contest
Sponsored by
American Fly Fishing Company
 3523 Fair Oaks Blvd.
 Sacramento, CA 95864
 916-483-1222
 800-410-1222
 www.americanfly.com

Tie the Pattern of the Month for a chance to win a \$25 Gift Certificate for American Fly Fishing Company. The patterns submitted will be judged by our esteemed fly tying chairman and selected evaluators. Judging criteria are the pattern tied most closely to the Fly of the Month instructions, fly construction skills and best representation of the pattern. Judges decision will be final. Patterns will be assigned a number and judged anonymously. When you arrive at the meeting, sign in and place a numbered tag on your pattern. Submitters are not eligible to judge.

Thanks to Gary Eblen for this sponsorship.

Annual Dinner and Photo Contest

That's right. Fishing, food and fun is the formula. FFD Board is now planning the Annual Dinner for Saturday, February 23rd, 2002 in order to get the timing a bit further from the holidays. The Board also decided to have a short feature program related to photos taken by members.

So now we are going to have the

First Annual FFD Dinner
Photo Frenzy Contest

Since the announcement, there's been a lot of interest. We've picked following categories.

Humor
 Scenery / Travel
 Fly Fishing - General
 Big Fish / Little Fish
 Youth / Friends

Begin gathering your photo ideas and opportunities and take pictures.

Explanation of Categories:

- **Humor** – anything funny about fly fishing.
- **Scenery / Travel** - photos of rivers, lakes, mountains, meadows, streams, or outdoor places of a potential fly fishing destination.
- **Fly Fishing (General)**- Anything with fly fishing action including fishing, casting, fly tying, etc.
- **Big Fish / Little Fish** – Here's a chance to show off the Big One or any fish. This is the fish picture category.
- **Youth / Friends** – photos of kids, family or socializing during a fly fishing activity. This is where we will include the social photos from Outings.

Photo Frenzy Rules: (Really aren't any. Just the following guidelines)

- This is being called a contest for entertainment purposes, therefore, is being held in the spirit of fun and friendship.
- Submit 35mm slides or prints not smaller than 4x6 inches.
- Submitted photos may include a brief description for the program narrator. Submit a narrative of 25 words or less with your photo. The program narrator reserves editorial rights for the presentation content for the sake of time.
- Limit 2 photos per category per member.
- Submit photos to Ron Rabun or Bob Percy no later than January 15th, 2002.
- The Presentation Committee will make all final categorizations and judge the slides.
- No pornography or sensitive material.
- One overall Favorite will be chosen as the Best of Show and receive a premium prize probably costing a buck or two more than a cheap fly box or bottle of wine. The Categorical Favorites will receive a meager prize, probably a cheap fly box or a cheap bottle of wine.
- All submissions will be shown at the Annual Dinner with the Committees Favorites and Honorable Mentions noted.
- You may submit a photo from the past, the only requirement is that it must be either taken by or include a FFD member or member family person in the photo. (Member pets allowed)
- In case of limited photo submission, the judges reserve the right to award all categories to Lowell Ashbaugh for submitting the only photo.

Get started today taking photos and looking through those old photos.

CLUB CALENDAR

----- 2001/2002 MEETING DATES & PROGRAMS -----

All meetings are held at 7:30 p.m., Davis Waste Removal Meeting Room, 2727 2nd Street, Davis (east of Sudwerks) unless otherwise noted.

2001

- September 25th Al Kyte, Casting Bio-Mechanics
- October 6th Al Kyte, Special Casting Clinic, 9 a.m Davis Waste Removal,
10:30 a.m North Star Pond
- October 30th Andy Guibord, American River Stripers
- November 27th Leo Guetterres, Yucatan Tarpon
- December 11th Home Grown Slide Show – bring your favorite slides of the year.

2002

- January 29th TBA
- February 22nd Annual Dinner and Club Photo Awards Presentation
- March 27th TBA
- April 24th Al Kyte, Trout Tactics
- May 29th TBA
- June 26th TBA
- July 31 Annual Picnic, 6 p.m. Davis Park behind the Art Center.

----- OUTINGS -----

Cary Boyden, Chairman, 503-753-2682

TRIP	FISH	FISHMEISTER	DATE	Fee (guided/private waters)
Upper Klamath R.	Steelhead	Jim Wirth 530-662-5388	Late Sept	
Upper Sac River	Trout	Ron Rabun 800-FLY-FSHN	Changed to October 13th	
Delta Stripers	Stripers	Cary Boyden 916-753-3826	October 27th	
Pyramid Lake	Cutthroat	Jon Knapp 916-756-9056	Nov	
SugarCreek Rance	Trout	Cary Boyden 916-735-3826	October 1 st (Monday)	\$130
Sugar Creek Ranch	Trout	Ron Rabun 800-FLY-FSHN	November 17th	\$130
Lake Amador	Trout	Cary Boyden 916-753-3826	December 2nd	

Fly Tying

Bob Zazoski (530-753-2241) is planning to hold Steelhead Fly Tying Sessions. There will be a sign-up at the meeting or call Bob for more details. Location, dates and times to be announced.



Saltwater • Freshwater • Private Waters

916-488-5080

Office conveniently located in: Kiene's Fly Shop
At the corner of Fulton & Marconi in Sacramento

Officers, Directors and Committees

President:	Bill Rains	530-756-5521
Vice President	John Forsythe	530-750-1192
Treasurer	Mark Tebbutt	530-753-1125
Secretary	Jon Knapp	530-756-9056
DIRECTORS		
2001	Lowell Ashbaugh	530-758-6722
	Jim Ferguson	707-678-4071
2002	Chris Gregory	530-661-9208
	Bob Pearcy	530-756-0932
2003	John Hodgson	530-756-8095
	Jerry Pollock	530-758-6856
COMMITTEES		
Outings	Cary Boyden	530-753-3826
Conservation	Lowell Ashbaugh	530-758-6722
Membership	John Reynolds	530-753-2682
Newsletter	Ron Rabun	800-359-3746
NCCFFF	Dave Driscoll	707-446-2671
Programs	Ron Rabun	800-359-3746
Programs	Reed Enos	530-756-2331
Raffle Chair	John Forsyth	530-750-1192
Fly Tying	Bob Zasoski	530-753-2241
Picnic Chair	Jim Humphrey	707-678-2149.
Youth	Jim White	530-756-3105.
Video Library	John Forsyth	530-750-1192

Copyright 2001 All Rights Reserved.
The Fisherman's Line is published by:
The Fly Fishers of Davis
P. O. Box 525
Davis, California, 95617

The Fly Fishers of Davis (FFD) is a non-Profit 501.C.3 charitable organization dedicated to the education, participation, conservation and enhancement of fly fishing. Annual associate membership is \$25 beginning with each calendar year. FFD meets monthly except for the month of August. Regular monthly meetings are held the last Tuesday of each month except for December and January. December meetings are held the second Tuesday to accommodate holiday schedules. January hosts the Annual Dinner meeting which is scheduled in the latter part of the month based upon facility arrangements.

FFD is an affiliate club of the Federation of Fly Fishers (FFF), an international nonprofit organization, and its Northern California Council (NCCFFF) affiliate.

Meetings and membership are opened to the public.

The Fly Fishers of Davis provide equal opportunity membership without discrimination on sex, race, origin, age or religious orientation.

Fly Fishers of Davis
PO Box 525
Davis, CA 95617